

Distributed by:



Transform Your Tomorrow




- ✓ Invest today and be a part of the evolving mid cap segment having the potential to grow and become the leaders of tomorrow.

Mahindra Manulife Mid Cap Fund

(Mid Cap Fund – An open ended equity scheme predominantly investing in mid cap stocks)

April 30, 2025

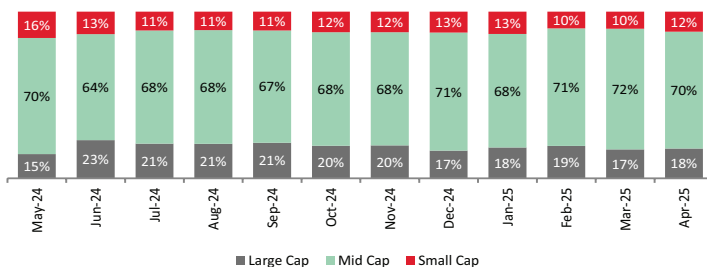
Why invest in this Scheme ?

-  Selection of focused sustainable businesses from across sectors
-  Potential to generate higher risk adjusted returns in the long term
-  Active management of portfolio with primary investments in mid-caps

Scheme Positioning

- A portfolio largely of market leaders in their respective product segments and focused-line businesses in larger markets that are likely to be tomorrow's large caps.
- A portfolio of companies with high growth potential and a robust balance sheet to support such growth.

12 Month Market Capitalization Trend (% to Equity Holdings)



As per the Market Capitalization data provided by AMFI (In line with the applicable SEBI guidelines)

Top 5 Sectors of the scheme (% to Net Assets)

Sector	MMCF*	Nifty Midcap 150 TRI
Financial Services	18.61%	22.49%
Healthcare	11.38%	11.73%
Capital Goods	10.94%	13.22%
Automobile And Auto Components	10.79%	6.48%
Fast Moving Consumer Goods	8.94%	3.95%

*Mahindra Manulife Mid Cap Fund

Data as on April 30, 2025

Significant Portfolio changes of the Current Month


Fresh Additions	Complete Exits
Security	Security
Atul Limited	Anant Raj Limited
Reliance Industries Limited	Bharat Forge Limited
-	CG Power and Industrial Solutions Limited
-	Deepak Nitrite Limited
-	Power Finance Corporation Limited

Note: The companies/stock(s) referred above are only for the purpose of disclosure of significant portfolio changes during the month and should not be construed as recommendation to buy/sell/hold. The fund manager may or may not choose to hold these companies/stocks, from time to time. Investors are requested to consult their financial, tax and other advisors before taking any investment decision(s). Data as on April 30, 2025

Portfolio Update for the Month

- Key Overweight sectors/Industries include FMCG, Automobile and Auto Components and Consumer Durables vs scheme benchmark.
- Key Underweight sectors /Industries include Chemicals, Financial Services and Realty vs scheme benchmark.

Asset Allocation (%)



Data as on April 30, 2025

Top 10 Equity Holdings (as on April 30, 2025)

Security	% to Net Assets
Max Healthcare Institute Limited	3.40%
Tube Investments of India Limited	2.51%
Indian Bank	2.23%
APL Apollo Tubes Limited	2.18%
Reliance Industries Limited	2.18%
Bharti Hexacom Limited	2.09%
The Federal Bank Limited	2.08%
HDFC Bank Limited	2.06%
Marico Limited	2.03%
ICICI Bank Limited	2.00%
Total	22.76%

Portfolio Stats

Turnover Ratio (Last 1 year)	0.63
Standard Deviation	17.00%
Beta	0.94
Sharpe Ratio [#]	0.89
Jenson's Alpha	0.0227

[#]Risk-free rate assumed to be 6.00% (MIBOR as on 30-04-25) -Source:www.mmda.org

Note: As per AMFI guidelines for factsheet, the ratios are calculated based on month rolling returns for last 3 years. Data as on April 30, 2025

Scheme Details

Investment Objective:

The investment objective of the Scheme is to seek to generate long term capital appreciation & provide long-term growth opportunities by investing in a portfolio constituted of equity & equity related securities and derivatives predominantly in mid cap companies. However, there can be no assurance that the investment objective of the Scheme will be achieved.

Fund Manager:

Ms. Kirti Dalvi

Total Experience : 18 years | **Experience in managing this fund:** 5 months (Managing since December 03, 2024)

Mr. Krishna Sanghavi

Total Experience : 27 years | **Experience in managing this fund:** 6 months (Managing since October 24, 2024)

Mr. Manish Lodha

Total Experience : 23 years | **Experience in managing this fund:** 4 years and 4 months (Managing since December 21, 2020)

Date of allotment: January 30, 2018

Benchmark: Nifty Midcap 150 TRI

Option: IDCW (IDCW Option will have IDCW Reinvestment (D) & IDCW Payout facility) and Growth (D)

D-Default

Minimum Application Amount: Rs. 1,000/- and in multiples of Re. 1/- thereafter

Minimum Additional Purchase Amount: Rs. 1,000/- and in multiples of Re. 1/- thereafter

Minimum Repurchase Amount: Rs. 1,000/- or 100 units or account balance, whichever is lower

Minimum Weekly & Monthly SIP Amount: Rs 500 and in multiples of Re. 1/- thereafter

Minimum Weekly & Monthly SIP Installments: 6

Minimum Quarterly SIP Amount: Rs 1,500 and in multiples of Re. 1/- thereafter

Minimum Quarterly SIP installments: 4

Monthly AAUM as on April 30, 2025 (Rs. in Cr.): 3,422.14

Monthly AUM as on April 30, 2025 (Rs. in Cr.): 3,552.52

Entry Load: Not applicable

Exit Load: • An Exit Load of 1% is payable if Units are redeemed / switched-out upto 3 months from the date of allotment;

• Nil if Units are redeemed / switched-out after 3 months from the date of allotment.

IDCW: Income Distribution cum Capital Withdrawal

Scheme Performance (as on April 30, 2025)

Mahindra Manulife Mid Cap Fund	CAGR Returns (%)				Value of Investment of ₹ 10,000*				NAV / Index Value (as on April 30, 2025)
	1 Year	3 Years	5 Years	Since Inception	1 Year (₹)	3 Years (₹)	5 Years (₹)	Since Inception	
Regular Plan - Growth Option	4.41	21.60	29.30	16.85	10,441	17,998	36,166	30,944	30.9435
Nifty Midcap 150 TRI [^]	5.73	21.80	31.96	15.96	10,573	18,089	40,037	29,270	25,161.44
Nifty 50 TRI ^{^^}	9.01	13.78	21.16	12.85	10,901	14,742	26,127	24,030	36,274.87

[^]Benchmark ^{^^}Additional Benchmark. CAGR - Compounded Annual Growth Rate. Inception/Allotment date: 30-Jan-18. **Past performance may or may not be sustained in future and should not be used as a basis of comparison with other investments.** Since inception returns of the scheme is calculated on face value of Rs. 10 invested at inception. The performance details provided above are of Growth Option under Regular Plan. Different Plans i.e Regular Plan and Direct Plan under the scheme has different expense structure. *Based on standard investment of Rs. 10,000 made at the beginning of the relevant period. Mr. Manish Lodha is managing this fund since December 21, 2020. Mr. Krishna Sanghavi is managing this fund since October 24, 2024. Ms. Kirti Dalvi is managing this fund since December 03, 2024

SIP Performance (as on April 30, 2025)

SIP Investment Period	Total Amount Invested (₹)	Regular Plan		Nifty Midcap 150 TRI [^]		Nifty 50 TRI ^{^^}	
		Market Value (₹)	CAGR Returns (%)	Market Value (₹)	CAGR Returns (%)	Market Value (₹)	CAGR Returns (%)
1 Year	1,20,000	1,15,586	-6.82	1,17,471	-3.92	1,22,955	4.65
3 Years	3,60,000	4,93,622	21.66	4,89,196	21.01	4,43,673	14.09
5 Years	6,00,000	10,79,029	23.73	10,87,865	24.07	8,84,856	15.56
Since Inception	8,70,000	19,71,207	22.12	19,90,823	22.38	15,26,051	15.20

[^]Benchmark ^{^^}Additional Benchmark. CAGR - Compounded Annual Growth Rate. Inception/Allotment date: 30-Jan-18. **Past performance may or may not be sustained in future and should not be used as a basis of comparison with other investments.** Returns greater than 1 year period are compounded annualized. For SIP returns, monthly investment of equal amounts invested on the 1st business day of every month has been considered. CAGR Returns (%) are computed after accounting for the cash flow by using the XIRR method (investment internal rate of return).

Distributed by:

Disclaimer : Readers of this material should rely on information / data arising out of their own investigations and advised to seek independent professional advice and arrive at an informed decision before making any investments. Neither Mahindra Manulife Investment Management Private Limited nor Mahindra Manulife Trustee Private Limited, its directors or associates shall be liable for any damages that may arise from the use of the information contained herein.

Get in touch: Unit No. 204, 2nd Floor, Amiti Building, Piramal Agastya Corporate Park, LBS Road, Kamani Junction, Kurla (W), Mumbai - 400 070.
Phone: +91-22-66327900, Fax: +91-22-66327932
Toll Free No.: 1800 419 6244 Website: www.mahindramanulife.com

Scheme Name	This Product is Suitable for investors who are seeking*	Scheme Riskometer	Scheme Benchmark	Benchmark Riskometer
Mahindra Manulife Mid Cap Fund	<ul style="list-style-type: none">Long term capital appreciationInvestment predominantly in equity and equity related securities including derivatives of mid cap companies.	<p>The risk of the scheme is Very High</p>	As per AMFI Tier I Benchmark i.e. Nifty Midcap 150 TRI	<p>The risk of the benchmark is Very High</p>

*Investors should consult their financial advisers if in doubt about whether the product is suitable for them.

Mutual Fund investments are subject to market risks, read all scheme related documents carefully.

Performance of other schemes managed by the Fund Manager(s)

Scheme Name	Scheme Inception Date	Fund Manager(s)	Managing since	CAGR Returns (%)		
				1 yr	3 yrs	5 yrs
Mahindra Manulife ELSS Tax Saver Fund - Reg - Growth	18-Oct-16	Ms. Fatema Pacha	16-Oct-20	5.03	14.24	22.46
Nifty 500 TRI ^A		Mr. Manish Lodha	21-Dec-20			
Mahindra Manulife Multi Cap Fund - Reg - Growth	11-May-17	Mr. Manish Lodha	21-Dec-20	3.64	17.10	26.65
Nifty 500 Multicap 50:25:25 TRI ^A		Ms. Fatema Pacha	16-Oct-20			
Mahindra Manulife Equity Savings Fund - Reg - Growth	01-Feb-17	Mr. Manish Lodha (Equity Portion)	21-Dec-20	5.03	8.56	12.81
Nifty Equity Savings index ^A		Mr. Renjith Sivaram (Equity Portion)	03-Jul-23			
		Mr. Rahul Pal (Debt Portion)	Since inception			
Mahindra Manulife Aggressive Hybrid Fund - Reg - Growth	19-July-19	Ms. Fatema Pacha (Equity Portion)	16-Oct-20	10.75	16.40	21.41
		Mr. Manish Lodha (Equity Portion)	21-Dec-20			
		Mr. Rahul Pal (Debt Portion)	Since inception			
		Mr. Amit Garg (Debt Portion)	02-May-24			
CRISIL Hybrid 35+65 Aggressive Index ^A				8.48	12.67	17.33
Mahindra Manulife Large & Mid Cap Fund - Reg - Growth	30-Dec-19	Mr. Manish Lodha	21-Dec-20	-1.74	14.38	24.43
NIFTY Large Midcap 250 TRI ^A				6.62	17.83	26.61
Mahindra Manulife Arbitrage Fund - Reg - Growth	24-Aug-20	Mr. Navin Matta (Equity Portion)	24-Oct-24	5.84	5.37	-
Nifty 50 Arbitrage Index ^A		Mr. Manish Lodha (Equity Portion) ^E	21-Dec-20			
		Mr. Rahul Pal (Debt Portion)	Since inception			
Mahindra Manulife Flexi Cap Fund - Reg - Growth	23-Aug-21	Ms. Fatema Pacha	Since inception	5.82	15.84	-
Nifty 500 TRI ^A		Mr. Manish Lodha				
Mahindra Manulife Focused Fund - Reg - Growth	17-Nov-20	Mr. Krishna Sanghavi	Since inception	5.36	19.57	-
Nifty 500 TRI ^A		Ms. Fatema Pacha	21-Dec-20			
Mahindra Manulife Balanced Advantage Fund - Reg - Growth	30-Dec-21	Mr. Manish Lodha (Equity Portion)	Since inception	4.54	11.84	-
		Ms. Fatema Pacha (Equity Portion)				
		Mr. Rahul Pal (Debt Portion)				
Nifty 50 Hybrid Composite Debt 50: 50 Index ^A				9.98	10.94	-
Mahindra Manulife Small Cap Fund - Reg - Growth	12-Dec-22	Mr. Krishna Sanghavi	24-Oct-24	-1.81	-	-
		Mr. Manish Lodha	Since inception			
		Mr. Vishal Jajoo	23-Dec-24			
BSE 250 Small Cap TRI ^A				-2.34	-	-
⁵Mahindra Manulife Business Cycle Fund - Reg - Growth	11-Sep-23	Mr. Krishna Sanghavi	Since inception	2.62	-	-
Nifty 500 TRI ^A		Mr. Renjith Sivaram				
Mahindra Manulife Asia Pacific REIT FoF - Reg - Growth	20-Oct-21	Mr. Krishna Sanghavi	01-Jan-25	9.07	-3.48	-
FTSE EPRA Nareit Asia ex Japan REITs Index ^A		Mr. Amit Garg	Since inception			
Mahindra Manulife Multi Asset Allocation Fund - Reg - Growth	13-Mar-24	Mr. Renjith Sivaram	Since inception	10.37	-	-
45% Nifty 500 TRI + 40% CRISIL Composite Bond Index + 10% Domestic Price of Physical Gold + 5% Domestic Price of Silver ^A		Mr. Rahul Pal	Since inception			
				11.33	-	-

^ABenchmark CAGR – Compounded Annual Growth Rate.

Past performance may or may not be sustained in future and should not be used as a basis of comparison with other investments. The performance details provided above are of Growth Option under Regular Plan. Different Plans i.e Regular Plan and Direct Plan under the scheme has different expense structure. Mr. Krishna Sanghavi manages 6 schemes and Mr. Manish Lodha manages 11 schemes of Mahindra Manulife Mutual Fund. Ms. Kirti Dalvi manages 1 schemes of Mahindra Manulife Mutual Fund The performance data for the schemes which have not completed one year has not been provided.

Performance as on April 30, 2025

^E**Note:** Pursuant to notice cum addendum no. 16/2025, Fund Manager of the scheme has been changed from Mr. Navin Matta, Mr. Manish Lodha and Mr. Rahul Pal to Mr. Mitul Doshi, Mr. Navin Matta and Mr. Rahul Pal with effect from May 02, 2025.

⁵**Note:** Pursuant to notice cum addendum no. 16/2025, Fund Manager of the scheme has been changed from Mr. Krishna Sanghavi and Mr. Renjith Sivaram to Mr. Krishna Sanghavi, Mr. Vishal Jajoo and Mr. Renjith Sivaram with effect from May 02, 2025.

Disclaimer : Readers of this material should rely on information / data arising out of their own investigations and advised to seek independent professional advice and arrive at an informed decision before making any investments. Neither Mahindra Manulife Investment Management Private Limited nor Mahindra Manulife Trustee Private Limited, its directors or associates shall be liable for any damages that may arise from the use of the information contained herein.

Get in Touch: Unit No. 204, 2nd Floor, Amity Building, Piramal Agastya Corporate Park, LBS Road, Kamani Junction, Kurla (W), Mumbai – 400 070.

Phone: +91-22-66327900, Fax: +91-22-66327932, Toll Free No.: 1800 419 6244 Website: www.mahindramanulife.com

Mutual Fund investments are subject to market risks, read all scheme related documents carefully.